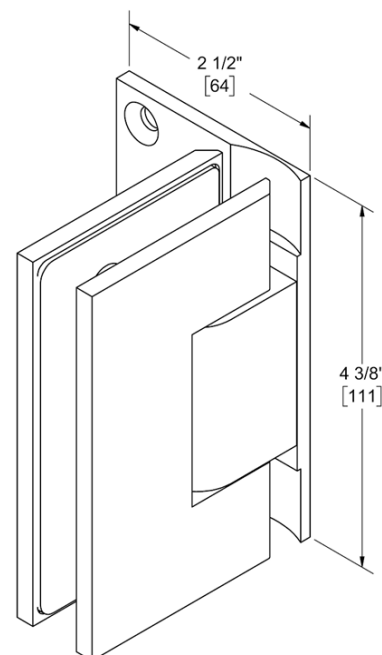
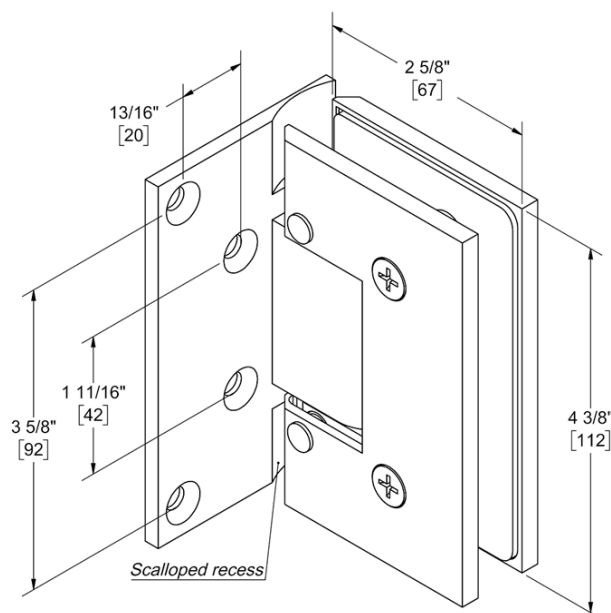


# TAIGA

## ULTRA HEAVY DUTY ADJUSTABLE 90° WALL-GLASS HINGE WITH OFFSET PLATE

Product Code: TAG81202

portals®



### MATERIALS

- Solid brass body, Dacromet-coated steel springs, stainless steel fasteners, and clear PVC gaskets
- Optional Allen head screws for cover plate & #14 x 2.5" [64 mm] Phillips head wood screws included

### FUNCTION DETAILS

- Ultra Heavy Duty hinges are engineered to support wider, heavier glass doors.
- Back plate with scalloped recess allows installers to minimize distance between wall and door edge, providing tighter seal.
- Self-closing within ~25° of close position.
- Integrated gaskets are adhered to hinges, fully isolating glass from metal and simplifying installation.
- Extensive product testing simulates use well beyond the average lifespan of a typical shower enclosure.

### PRODUCT NOTES

- Item requires glass fabrication and should only be used with tempered safety glass.
- Adjustable hinges allow you to set zero point of the hinge after installation and adjust for any irregular wall conditions. Hinges can be set toe-in or -out up to 30° without replacing the pivot pin.

### CARE & MAINTENANCE

Portals products should be cleaned with water and dried with a soft cloth. Use of harsh or abrasive chemicals may harm finish and will void the warranty.

### WARRANTY

Lifetime warranty for residential use covers defects in material and workmanship of this product.

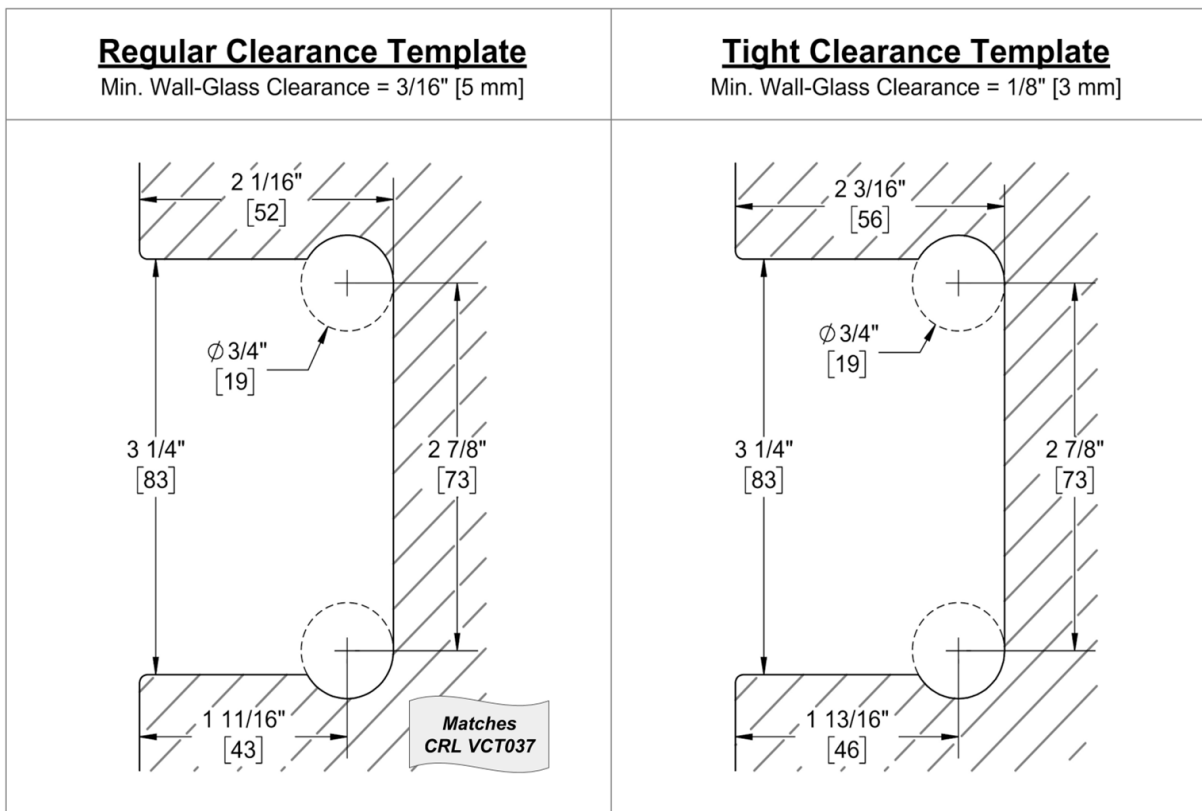
	2 Hinges
Max Door Width	40" [1016 mm]
Max Door Weight	160 lbs [73 kg]
Glass Thickness	3/8" [10 mm] to 1/2" [12 mm]

# TAIGA

## ULTRA HEAVY DUTY ADJUSTABLE 90° WALL-GLASS HINGE WITH OFFSET PLATE

Product Code: TAG81202

portals®



### TEMPLATES & CLEARANCES

- Item requires glass fabrication according to the template(s) provided.
- Select Regular or Tight Clearance depending on desired gap between wall and door edge: Smaller gaps allow a tighter fit and less water leakage, but may interfere with use of seals.
- "Mouse Ear" cutouts reduce potential for glass slipping after installation.
- Clearance values must be taken into account when sizing doors and panels.

	2 Hinges
Max Door Width	40" [1016 mm]
Max Door Weight	160 lbs [73 kg]
Glass Thickness	3/8" [10 mm] to 1/2" [12 mm]

### INSTALLATION NOTES

- Do not exceed maximum door weight or width. Portals recommends using 2 hinges per door.
- Prior to installation, use alcohol pads to thoroughly clean areas of glass that will come in contact with gaskets. These areas should also be free of any protective coatings applied to the glass.
- Cover plate machine screws should only be hand-tightened to 3 ft/lbs.
- Portals recommends "blocking" the hinges so the door rests directly on them. Either A) top the hinges within the cutouts or B) center hinges in cutouts and place shims in specified area(s) to fill gap(s).

